

Software update – FSM-640







Attention: Take care that the remaining battery life is sufficient (> 30%), else plug the appliance on the mains with the provided adapter.

You can easily update the software to get new functionalities.

The update requires an USB stick.

To achieve the update:

- Download the update file **FSM-640_VX.X.zip** on our website (www.alcad.net)
- Insert a USB stick on your PC
- Unzip the file onto the root of the memory stick
- Pull the USB stick off from your computer
- Turn your appliance on
- Go to the Home page,  press Configuration  then press Adjustment 
- Check that the active USB port is the USB port A and that nothing is connected on the USB port mini B.
- Insert the USB stick into the connector of the appliance.



Select Update:



Attention: Do not turn the appliance off while updating

The updating process lasts ca. 10 minutes. At the end of the update, the appliance asks you to restart the appliance. The software is then loaded into your appliance.

Error messages may show up: **Do not take them into account.**